

Softball New Zealand Scorers Refresher Examination 2019

Marks

Section 1	/30
Section 2	/25
Section 3	/25
Section 4	/20
Raw Mark	
% Mark	%

The entire exam will be answered in this booklet.

Sections 1-3 are compulsory sections for ALL scorers.

Section 4 is compulsory for Grade 6 and 7 Scorers.

Grade 5 scorers have the option of completing this section.

Marks:

Sections 1-3 are marked out of 80 as follows:

Section 1: Theory and multiple choice questions - 30 Marks

Section 2: Game Scoring - 25 Marks

Section 3: Analysis - 25 Marks

(Final raw marks will be converted to a Percentage (%) mark for those undertaking sections 1-3 ONLY)

Section 4: Advanced Scorers. Scorers complete either part (a) - Chief Scorers Role OR part (b) - Statisticians Role

Section 4 is worth 20 marks, giving a total of 100 marks attainable.

Time:

Grade 4 & 5 scorers undertaking Sections 1-3 ONLY will have 2 hours 30 to complete the exam.

Scorers undertaking Section 4 as well will have 3 hours to complete the exam.

Scorers may have up to 10 minutes reading time before the exam.

Please complete the details below:

Name:			
Address:			
Email:			
Phone			
Association		Grade	

Section 1 Theory Questions and Multiple Choice (30 Marks)

1 Give the full symbols for the following situations: (Batter numbers and joiners not required). Write your answers in the boxes to the right hand side of each question.

a	Batter runs into batted ball in the box	
b	Batter is awarded a walk on an illegal pitch	
c	Runner jumps over batted ball, fielder bobble ball and runner is called out	
d	Stealing baserunner safe at 2nd. The catcher's throw is bounced to shortstop	
e	Runner at first base is called out for standing on safety base	
f	Batter runner, hits to centrefield and advances to two on the throw home. What you would score on the batter/runner going to 2 nd ?	
g	Batter runs into the pitcher fielding a ball OUT.	
h	Batter is called out for interfering with a throw by the catcher on a steal, how do you score this?	

(4 Marks)

2 The starting pitcher is replaced in the 1st Innings, when the team is losing 0-4. There are no outs and the count on the batter in the box is 1 balls and 2 strike

a	If the batter gets a hit, which pitcher gets charged with a hit?	STARTING/FINISHING
b	If the batter gets a walk, which pitcher gets charged with the walk?	STARTING/FINISHING
c	If the batter gets struck out, which pitcher gets the strike out?	STARTING/FINISHING
d	How many Innings is the first pitcher credited with pitching?	

(2 Marks)

Page Mark
/6

3 The DP is batting 4th in the lineup, for the pitcher. Answer Yes/No - circling the CORRECT option.

a	When batter 4 is due to bat, can the pitcher bat instead of the DP?	YES/NO
b	Can the DP then bat again the next time batter 4 comes up to bat?	YES/NO
c	Can the team start with 9 players and bring on a DP in the 5 th innings?	YES/NO
d	Can a team have a DH and a DP in the same game?	YES/NO
e	Can the DP play in the field?	YES/NO
f	If a baserunner is replaced by a DR, does he need to be re-entered?	YES/NO
g	Can the DR stay on and field in the original player's position?	YES/NO
h	Can a DR be substituted?	YES/NO

(4 Marks)

4 Appendix Six of the SNZ Rule book (formerly Rule 12) lists 4 different situations where a base hit CANNOT be scored. What are they?

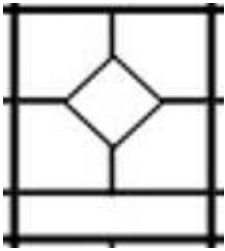
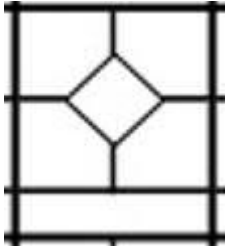
a	
b	
c	
d	

(4 Marks)

Page Mark

/8

5 Errors. Provide your answers in the box below each question.

a	What is the difference between an advance error and an out error?	
	Score an example of each	
b) Advance Error	c) Out Error	
		

(2 Marks)

6 True/False - Is the statement in each question TRUE or FALSE. Circle the CORRECT answer.

a	A missed base is an appeal play.	TRUE/FALSE
b	A sacrifice can be scored with 2 down.	TRUE/FALSE
c	The Tie-Breaker run can be earned.	TRUE/FALSE
d	A fielders choice on a sacrifice bunt is a reach base.	TRUE/FALSE
e	If you notice a batter has not been re-entered you should immediately tell the umpire as well as both teams.	TRUE/FALSE
f	A batter who picks a walk with loaded bases gets an RBI.	TRUE/FALSE
g	The batter reaching base with an intentional walk can be an earned run.	TRUE/FALSE
h	A batter who hits an automatic home run must touch all bases.	TRUE/FALSE
i	A player who has been substituted off may become the blood-bin player.	TRUE/FALSE
j	When fielders attempting to catch a fly ball collide the batters must get a hit.	TRUE/FALSE
k	A runner who over slides second base on a steal and is tagged out is not credited with a stolen base.	TRUE/FALSE

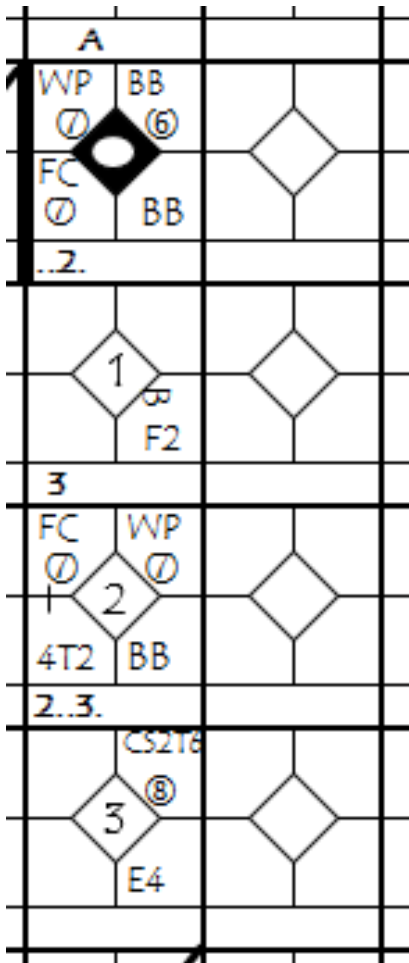
(5 Marks)

7 Multiple Choice - Which is the MOST correct answer for the following questions?
Circle the letter of your choice.

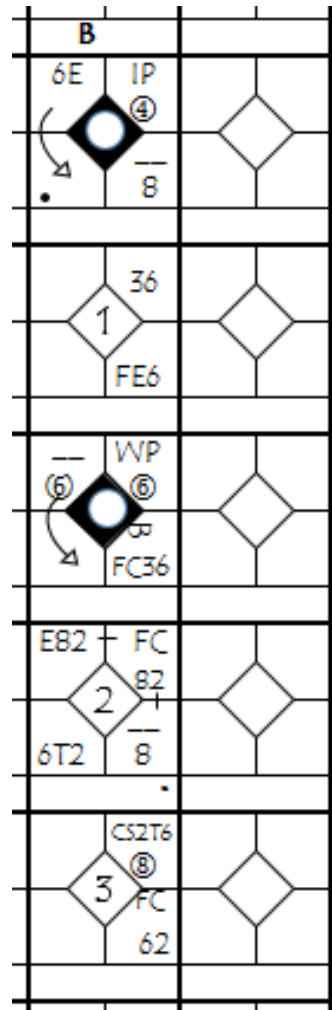
a	With no runners on and a full count, the batter hits a one base hit to left field off an illegal pitch. How do you score the batter?			
(i)	(ii)	(iii)	(iv)	
BB	IP	$\frac{-}{7}$	BB IP	
b	The batter hits a drive over the head of the shortstop who leaps to catch the ball. The ball and glove come off the fielders hand and land on the ground with the ball in the glove. How do you score the play on the batter?			
(i)	(ii)	(iii)	(iv)	
F6	Safe Hit	E6	+ Ground rule 6 double)	
c	The batter baserunner runs into a batted ball. How do you score this?			
(i)	(ii)	(iii)	(iv)	
H3	RI3	IR3	T3	
d	Runner on 2nd. Batter hits a fly ball caught by left field. Runner advances a base after the catch. How do you score the advancing runner?			
(i)	(ii)	(iii)	(iv)	
SH with batter number	F with batter number	FC 75	SH F7	
e	Runners on 1 st (base runner 5) and 3 rd (base runner 4), batter 6 in the box. Both runners take a short lead. The catcher throws to 3rd baseman who tags base runner 4 out. Base runner 5 goes to 2nd base. How do you score base runner 4 (the lead runner at 3rd)			
(i)	(ii)	(iii)	(iv)	
CS 2T5	2T5	FC 2T5	(2) T5	
f	Runners on 1st and 3rd. Runner on first steals to 2nd base. The catch throws to third base. All runners Safe. How do you score the runner advanced to 2nd base?			
(i)	(ii)	(iii)	(iv)	
SB	FC2	FC26	None of these	
g	Runners on 1st and 2nd – 1 down. Batter 6 bunts. The 3rd baseman fields cleanly and has plenty of time for an out at 1st base, but holds the ball because the 1st baseman is down for the bunt and the 2nd baseman has gone to 2nd. How do you score the batter?			
(i)	(ii)	(iii)	(iv)	
SHE5	SHFC5	E5	Safe bunt	
h	Illegal Batting covers which of the following infringements?			
(i)	(ii)	(iii)	(iv)	
Batting out of the box	Hitting the ball twice	Batters interference	All of these	
j	In a tie breaker innings, the tie-breaker runner is which of these?			
(i)	(ii)	(iii)	(iv)	
The last batter in the previous innings	The last out in the previous inning	The next batter due up	The Designated Runner	
k	How do you find the putouts for each team when proving the box score?			
(i)	(ii)	(iii)	(iv)	
Count the putouts at the bottom of each innings on the other side of the sheet.	Add up the PO column in the fielding analysis from the other side of the sheet.	Multiply the number of innings by 3	Count the putouts in the body of the scoresheet on the other side of the sheet.	

(5 Marks)

8 Work out the Earned Runs for the following two innings. Show your working.



Number of Earned Runs



Number of Earned Runs

(4 Marks)

Total Section 1 Mark

/30

Page Mark

/4

Section 2

The game is the Grey Sox versus Silver Sox, on Diamond 1 at Galaxy Stadium. Grey Sox will field first. You will only score their side of the game.

Fill out the lineup from the roster supplied on the right.

You are only scoring the Grey Sox batting, however you will need to do the end of innings analysis. You don't need to do the ball and strike counts in the end of innings analysis. The pitches are marked in italics.

Assume that all fouls are to the catcher unless indicated by a notation after it (1B = 1st base line, 3B = 3rd base line, LF = Left Field, RF = Right field)

There will be times that you may need to make assumptions and make judgement calls about what to score. This should be based on your knowledge of game situations.

"Batter" will mean the batter in the box at the time of the play.

"Baserunner" will mean baserunner(s) on base at the time of the play.

"Batter/Baserunner" will mean the batter who then becomes a baserunner as a result of the play and making 1st base safely.

Substitutions and Fielding Changes notified by the coaches are indicated in italics. Changes are made using shirt numbers eg #3. Exception is for fielding changes where positions may be used.

The game commentary for answering this section is at the back of this answer booklet in the appendix. Detach it and use to answer on the scoresheet provided in this booklet.

Batting Order.	Shirt No.	NAME (First) (Surname)	Pos.
1	10	Jimmy CLARKE	8
2	4	Dennis CURTIS	7
3	48	Dave SHAW	3
4	14	Paul RAYMOND	6
5	11	Terry NELSON	2
6	21	Peter MCKENNA	9
7	4	Euan WALTERS	DP
8	18	Wayne BIFIELD	4
9	5	Colin STRATFORD	5
10	23	Kevin HURST	1
11	22	Michael LOMAX	DR
		SUBSTITUTES	
A	13	Eddie DREAVAR	
B	17	Ray WINSTON	
C	12	Harry ABBOT	
D	3	Bill O'BRIEN	
E	24	Gerry O'CONNELL	

Vs.

VENUE

Dia

DATE

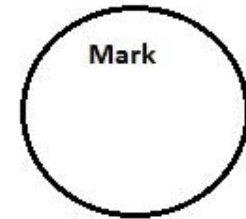
TOP	BOTTOM		Inn	Inn												
No	PLAYERS		Pos	Pos	Pos	S	R	1	2	3	4	5	6	7	8	9
1																
2																
3																
4																
5																
6																
7																
8																
9																
10			Runs		Total											
11			Hits		LOB											
12			K		BB											
13			WP	PB	IP											
14			B		S											
15					A											
16					PO											
17					E											

Game Scoring Section

Fill in the scoresheet with the lineup provided to you.

Score the game.

You are required to complete the end of innings analysis.



NAME:

Section 3 Analysis

Analyse the game on the next pages in this booklet.

The end of innings analysis has already been done for you. You will need to analyse the rest of the game, including the necessary batting, fielding, pitching and end of innings summaries. You do NOT need to add up the pitch counts.

The analysis has been started for you. There are five errors for you to correct in this game. They are not errors to game scoring decisions, nor are they RBI's in the batting side partially analysed (but they may be other errors in that side of the analysis).

Analysis Mark /25

JA22

Vs. MAGIC

VENUE WHITE STADIUM Dia 1 DATE 26-5-2019

TOP	BOTTOM	Inn	Inn	S	R	1	2	3	4	5	6	7	8	9	PA	AB	BB	SH	HP	CO	H	2B	3B	HR	RBI	K	SB	CS	OE	FC	R	Rch	RAB	A	PO	E	Pos	
1	Hayley SAMSON	6				1 K 23		2 DI		3 Kc		3 F4																										
2	Lisa MARSH	9				22 FC E54 C BB		3 F7				1 F5																										
3	10 Angela ELLIOTT 18 Joanna THOMSON	5 5		4		6 FC FC 34			1 K		2 23																											
4	23 Kirsty WHITE	2				2 13			2 K			6 WP 8																										
5	15 Marama SMITH	4				3 43			3 K		3 Kc																											
6	5 Anna HARVEY 11 Mandy CARR	1 1		2			1 Kc			6 FC FC BB																												
7	9 Zoe SYMON	7					2 13			1 K		1 K																										
8	4 Stacy COLLETT 20 Caitlyn NEWTON	8 8		5			3 34			2 FC FC FC FC FC		2 6																										
9	8 Lucy JURY	3						1 23		2 63																												
21	Sharnae BECKETT PR																																					
20	Caitlyn NEWTON																																					
11	Teremoana SIMPSON																																					
12	18 Joanna THOMSON																																					
13	5 Amy REDDELL																																					
14	11 Mandy CARR																																					
15																																						
16																																						
17																																						
PITCHER		BF	W	L	INN	K	BB	R	ER	H	2B	3B	HR	WP	HP	IP	CATCHER	SB	CS	PB																		
RUNS																			PROVING THE BOX SCORE				OFFICIALS															
LOB																			AB				PLATE	Alex MURPHY														
POs																			BB				1ST	Kelly ROGERS														
-TB																			SH				3RD	-														
TOTAL																			HP/CO				SCORER															

MAGIC

Vs. JAZZ

VENUE WHITE STADIUM

Dia 1

DATE 26-5-2019

TOP	BOTTOM		Inn	Inn	S	R	1	2	3	4	5	6	7	8	9	PA	AB	BB	SH	CO	HP	H	2B	3B	HR	RBI	K	SB	CS	OE	FC	R	Rch	RAB	A	PO	E	Pos		
1	2	Hannah KAYE	7				WP. ③ ③	SB ② FC ③	WP. ② BB	1 Kc	3 F8																													
2	1	Aily CHAPMAN	9				WP. ③ ③	1 53	2 K			1 K																												
3	16	Jazzy HARDY	7				c2	FC ④ ⑤	④ E53	9 7		2 F4																												
4	18	Beth GARDINER	6				1 F1	⑥ E13	⑤ 53	3 53		SB ⑤ b ⑤ BB																												
5	6	Brooke HAY	5				WP. ⑥ BB	WP. ⑦ ⑦	⑥ 7	1 FF7		3 FF6																												
6	9	Samara WILLIAMS	1				BB ⑧ ⑧	FC ⑦ ⑦	WP. ② ②	2 K																														
7	10	Aria MATHESON	8				BB ⑧ ⑧	WP. ⑨ ⑨	FC ⑧ ⑧	3 43																														
8	8	maya DALLAS	3				a BB	b FC 15	④ 15			1 43																												
9	19	Jade LEITH	2				3 F3	3 K				2 F3																												
10	26	Ella THOMAS					3	③	③	③	③	③	③	③	③																									
11	11	Tessa WILSON					3	3	2	1	1																													
12	20	Lucy JOHNSON					2	1	1	2	1	1	1	1	1																									
13							16	13	17	17	7	11	2	10	1	8	4	8																						
15							5	2	5	1	5	4	4																											
16							1	4	3	3	5	2	2	2	3	7	2	3	3	3	3	2	2	6																
17							3		5	1																														
PITCHER			BF	W	L	INN	K	BB	R	ER	H	2B	3B	HR	WP	HP	IP	CATCHER			SB	CS	PB																	
																					PROVING THE BOX SCORE				TIME															
																					Runs	AB	FINISH 12.37																	
																					LOB	BB	START 11.00																	
																					POs	SH	TOTAL																	
																					-TB	HP/CO																		
																					TOTAL																			

Section 4 - Advanced Scorers Section

This section is to be completed by ALL Grade 6 & 7 scorers. Grade 5 scorers wishing to be considered for regrading to grade 6 may choose to complete this section.

All scorers undertaking this section must complete Part A.

You then choose ONE of Part B (Chief Scorer Role) or Part C (Statisticians Role).

Part A - Compulsory for all undertaking Section 4

- 1 At a tournament, Chief Scorers and Statisticians will need to check scorers' scoresheets for accuracy. Check the game on the following pages and identify 12 mistakes that the scorer of the game has made THAT WOULD AFFECT STATISTICS BE ENTERED INTO STATRAK.
- 2 List them in the table below and mark them on the scoresheet in RED with the corresponding number from the table.

	Team	Situation (eg Batter #, Inning)	Mistake
1	PIRATES/ SAILORS		
2	PIRATES/ SAILORS		
3	PIRATES/ SAILORS		
4	PIRATES/ SAILORS		
5	PIRATES/ SAILORS		
6	PIRATES/ SAILORS		
7	PIRATES/ SAILORS		
8	PIRATES/ SAILORS		
9	PIRATES/ SAILORS		
10	PIRATES/ SAILORS		
11	PIRATES/ SAILORS		
12	PIRATES/ SAILORS		

(6 marks)

Pirates

Vs. Sgitors

VENUE Neptune

Mk Dia 3 DATE 26-5-2019

TOP		BOTTOM PLAYERS														HP																								
No		Pos	Inn Pos	Inn Pos	S	R	1	2	3	4	5	6	7	8	9	PA	AB	BB	SH	CO	H	2B	3B	HR	RBI	K	SB	CS	OE	FC	R	Rch	RAB	A	PO	E	Pos			
1	13	Corey STANLEY	7					1	2	9						4	4												1				4	3	4					
2	4	Steve HENDERSON	7					2								3	3																	1	3	1	7			
	15	Jack MOORE	PH			5		3	3							1	1																							
3	17	Ethan JONES	6					1								4	3		1													2	2	4	1		6			
4	18	Finn McINTOSH	5					6								4	4																1	4	4	2		5		
5	9	Peter THORNE	1					6								4	3		1														1	3	4	1		1		
6	19	Max CHAPMAN	9					5								4	3		1															1	3	4	1		9	
7	7	Nathan McDONALD	8					3								3	3																	3					8	
8	3	Sam MARTIN	2					1								3	3																1	3	6	2		2		
9	12	Aaron RICHARDS	3					2								3	2		1															1	2	3	2		3	
10	14	Liam HENDERSON						1	4	5						8	33	29	4																					
11	15	Jack MOORE						3	3	5						11	9																							
12	8	Clarke COOPER						1	1	1						2	4																							
13								1	1	1						3	1																							
14								8	14	7	4	2	16	4	8	16	12																							
15								1	3	1	3	5	5			8																								
16								3	9	2	9	8	3	4	2	3	3	8	3																					
17																5																								
	PITCHER							BF	W	L	INN	K	BB	R	ER	H	2B	3B	HR	WP	HP	IP	CATCHER		SB	CS	PB													
	THORNE							18	1		5	6	1			1							MARTIN																	

Sailors

Vs.

Pirates

VENUE

NepLune Pk

Dia

3

DATE

26-5-2019

TOP	BOTTOM	Inn	Inn	S	R	1	2	3	4	5	6	7	8	9	PA	AB	BB	SH	HP	CO	H	2B	3B	HR	RBI	K	SB	CS	OE	FC	R	Rch	RAB	A	PO	E	Pos
122	Hamish BROOKE	4				1 5 2-253		2 F7							2	2																	2	1	2	4	
26	Brad PETERS	5				2 K		3 F9							2	2										1							2	3		1	5
16	Thomas INNES	9				3 Kc			1 3						2	2										1						2		2		9	
18	Ben WHITE	6					1 F5		2 F4						2	2																2			1	6	
15	Troy GRAHAM	6			S																															6	
26	Lee STEVENS	1					2 K		9 9						2	2					1					1					1	2	3		1	1	
19	Jamal HARRIS	1			S																															1	
10	Ryan ELLIS	8					3 K		3 F4						2	2										1					2		2		8		
8	Drew MONTGOMERY	3						6 8		1 63					2	2					1										1	2	1	6	3		
11	Rob MARINO	2						1 SH 14		2 Kc					2	1		1								1					1		2		2		
3	Jackson MILLER	7						9 BB		3 Kc					2	1		1								1					1	2			7		
1	Noah MONAGHAN	Runs	Total												18	16		11			2				6					3	17	8	14	2			
9	Zachary WALTERS	Hits	LOB					1	2																												
19	Jamal HARRIS	K	BB					2		1																											
15	Troy GRAHAM	WP	PB	IP																																	
		B	S			6	11	6	9	5	6	7	9	4	18																						
		A	PO	E		5	2	2	5	2	2	4	7	9	3	4	4	3	2	2																	
	PITCHER	BF	W	L	INN	K	BB	R	ER	H	2B	3B	HR	WP	HP	IP	CATCHER	SB	CS	PB																	
	STEVENS	30	-	1	4.2	2	4	8	6	10	-	1	*	2	-	-	ROBERTS	1	-	-																	
	HARRIS	3	-	-	.1	-	-	-	-	1	-	-	-	-	-	-																					
		35	-	1	5.2	6	8	8	6	11	-	1	-	2	-	-																					
		Runs	AB																																		
		LOB	BB																																		
		POs	SH																																		
		-TB	HP/CO																																		
		TOTAL	18																																		

PROVING THE BOX SCORE		OFFICIALS	
Runs	AB 16	PLATE
LOB	BB 1	1ST
POs	SH 1	3RD
-TB	HP/CO	SCORER
TOTAL	18		

Part B - Chief Scorer Role

1 As the Tournament Chief Scorer of a National Tournament, what are six things that you should do before the first day of the tournament?

i	
ii	
iii	
iv	
v	
vi	

(3 Marks)

1 Name six things from the Scorers Code of Conduct that you should make sure that all tournament scorers are aware of.

i	
ii	
iii	
iv	
v	
vi	

(3 Marks)

4 Tied Team

Complete the Tied Team Chart below using the points system that was used for MOST Softball New Zealand tournaments as follows

- Each team receives 5 points for the win.
- Where a team loses by 2 runs or less, they receive 1 bonus point. (B1)
- Where a team loses in a tie break situation, they receive 2 bonus points. (B2)
- If a team receives tie breaker (B2) bonus, it cannot receive the (B1) bonus.

Please redo the chart provided. Games marked with an asterisk (*) were tie breaker games.

(2 Marks F-A Column, 2 marks W-L column, 3 marks for correct points, 1 mark for correct rank, including showing the working)

	BRA	MAR	UTD	CUB	ACE	TIT	F - A	W - L	B(1)	B (2)	Points	POS
Braves		7-6*	2-3	5-4*	7-1	2-1						
Marlins	6-7*		2-1	5-1	0-3	0-4						
United	3-2	2-1		6-1	4-0	3-4						
Cubs	4-5*	6-2	1-6		5-0	4-1						
Aces	1-7	3-0	0-4	0-5		2-1						
Titans	1-2	4-0	4-3	1-4	1-2							

Show your working below

(8 Marks)

Total Section 4 Mark /20

Part C - Statistician Role

1 Table (a) below is the batting statistics of the Aces team during a tournament, minus the batting averages. In readiness for compiling the top batters list, complete the batting averages in the batting average column (1).

(6 Marks)

Table (a)

Name	PA	AB	H	Batting Ave (1)	Cut off Y/N (3)
A Abbot	19	16	9		
B Black	24	20	7		
C Charles	21	20	8		
D Dixon	26	24	6		
E Ellis	22	22	8		
F Fraser	25	19	6		
G Gibson	20	18	5		
H Hill	22	17	10		
I Ingalls	14	10	1		
J Jackson	18	15	3		
K Kerr	16	15	4		
L Lester	10	8	3		
M Mitchell	20	7	2		
N Norton	1	1	0		

Cut Off Point (2)	
----------------------	--

2 Using table (a) in question 1, what is the cut off point for inclusion in the batting lists for the Aces team. Write it in box (2) above. In order to get full marks correctly show your working.

(2 Marks)

3 In column (3) place a Y or N beside the players who make the cutoff point

(1 Mark)

4 Table (b) is the pitching statistics for the same team. In readiness for compiling the top pitchers list, complete the Earned Run Average for the pitchers in the ERA Column (4)

(2 Marks)

Table (b)

Name	G	BF	Inn	ER	ERA (4)	Cutoff Y/N (6)
A Abbot	3	40	8.0	4		
E Ellis	2	26	3.0	9		
G Gibson	4	85	13.0	2		
N Norton	5	72	12.0	4		

Cut Off Point (5)	
----------------------	--

5 Using table (b) what is the cut off point for inclusion in the pitching list for the Aces team. Write it in box (5). In order to get full marks, correctly show your working.

(2 Marks)

6 In column (6) place a Y or N beside the players who make the cutoff point

(1 Mark)

Total Section 4 Mark /20

Page Mark /5

Appendix - Section 2 Game Scoring Commentary.

Use this commentary to score the game in Section 2. It may be useful to detach this sheet.

1st inning	
Batter ONE (1)	ball, ball, called strike, ball Hits the ball over the centre-fielder's head, one bounce and over the fence.
Batter TWO (2)	Bunts down to the first baseman who tags the batter <u>OUT</u> and throws to the shortstop covering 3rd. The baserunner is safe.
Batter THREE (3)	called strike, foul (3B), Hits the ball hard to shortstop who throws home for the lead runner <u>OUT</u> . (3) makes 1st base safely and takes a lead towards 2nd base. Catcher throws to second baseman. (3) dives back to 1st but is tagged <u>OUT</u> by first baseman.
2nd inning	
Batter FOUR (4)	ball, called strike, Is hit by the pitch.
Batter FIVE (5)	foul ball, foul ball, ball Hits a shallow fly ball to right field where the fielder seems to have it covered. (4) tags up at 1st base. The right-fielder drops an easy catch, recovers and fires the ball to 2nd base <u>OUT</u> .
Designated Runner comes on to run at first base	
Batter SIX (6)	called strike, foul ball (3B) Hits a deep fly ball down the left field foul line <u>OUT</u> . (5) tags up, and then beats the left-fielder's throw to 2nd base.
Batter SEVEN (7)	ball, ball, called strike Bunts just in front of the plate. The catcher throws to the second baseman at 1st, but (7) beats the throw and is called safe. (5) rounds 3rd. The second baseman throws to the third baseman for an attempted tag - safe. (7) goes to 2nd base on the throw.
Batter EIGHT (8)	ball Slaps over first baseman's head. The second baseman makes a diving stop and then seeing the second runner sprinting for home, fires the ball to the catcher <u>OUT</u> .
3rd inning	
Batter NINE: (9)	ball, called strike, ball, ball, ball,
Designated Runner comes on to run at first base	
Batter ONE (1)	ball, called strike, (9) steals a base., ball, (1) hits the ball to the second baseman, whose throw to first is wild. The first baseman recovers the ball too late to stop (9) from scoring, but holds (1) at 1st.
Batter TWO (2)	called strike, ball, called strike, swings at a wild pitch <u>OUT</u> which the catcher can't get to, and (1) goes to 2nd.
Batter THREE (3)	ball, called strike Hits deep to left field. The left-fielder on the fence only just gets a glove to it, but the ball goes over the fence.
Batter FOUR (4)	called strike, ball, swung strike, ball, foul (LF), Hits to shallow right-field who makes a brilliant diving attempt to catch the ball but it falls short and the batter-runner ends up on 2nd.
Batter FIVE (5)	Ball, foul ball, ball, Bunts back to the pitcher who has an easy out at first but holds the ball because there is no fielder to throw to.
SUBSTITUTION For the Silver Sox Jim Coy replaces Gene Wilson on the mound.	
Batter SIX (6)	called strike, foul ball (1B) Drives the ball hard to the third baseman who makes a good pickup, checks the runner back to 3rd, and then makes the <u>OUT</u> at 1st. (5) advances.
Batter SEVEN (7)	called strike, ball, swung strike, ball, foul (LF), swung at strike <u>OUT</u> .
4th inning	
Batter EIGHT (8)	ball, called strike, ball, Hits the ball to first baseman who makes a nice pick-up and flicks the ball to the second baseman for the <u>OUT</u> .
Batter NINE: (9)	ball, called strike, ball, ball, Hits a deep fly ball to centre field who takes the catch but then drops it.
Designated Runner comes on to run at first base	
Batter ONE (1)	called strike Hits the ball to the first baseman who has plenty of time for the out at first, but throws to shortstop for the lead runner. The throw is good but (9) is called safe.
Batter TWO (2)	Drives the ball back just out of reach of the pitcher. (9) who was stealing on the pitch runs in front of shortstop and is hit by the batted ball <u>OUT</u> .
Batter THREE (3)	called strike, foul ball, Hits a long high fly ball which is caught by the left-fielder in foul territory <u>OUT</u> .

5th inning	
Batter FOUR (4)	called strike, ball, swung strike, ball, ball hits a foul ball down first baseline, second baseman drops an easy catch. ball.
SUBSTITUTION For Grey Sox, Eddie Dreaver replaces replaces Terry Nelson	
Batter FIVE (5)	Ball, foul ball (LF), foul ball (LF), Hits to the centrefield fence. The left-fielder who is covering throws directly to home. The catcher ignores (4) who is easily safe and throws to shortstop who tags (5) sliding into 3rd but drops the ball.
Batter SIX (6)	called strike, foul ball (1B), Hits deep to rightfield who drops a straight-forward catch. (5) who had tagged up, scores. Right-field recovers and throws to shortstop who tags (6) <u>OUT</u> at 2nd.
Batter SEVEN (7)	called strike, ball, ball, swung at strike, Steps on the plate and hits the ball. <u>OUT</u> .
Batter EIGHT (8)	called strike, ball Hits the ball along the ground to centrefield. The ball bounces in front of centrefield and then rolls between his legs. The batter stays at first base.
Batter NINE: (9)	ball, ball, Hits to second base. (8) runs into the fielder <u>OUT</u> .
6th inning	
POSITIONAL CHANGES As Grey Sox take the field, Eddie Dreaver goes to right field and Peter McKenna comes in to catch.	
Batter ONE (1)	ball, swung at strike Hits a high fly ball which is caught by third baseman beside the on deck circle <u>OUT</u> .
Batter TWO (2)	foul ball (3B), ball, Drives a hard flat ball to shortstop who makes a spectacular diving catch <u>OUT</u> .
Batter THREE (3)	Pops up behind second base who calls, but can't quite reach it, and the ball drops on the ground behind him. Right field makes a throw to first base - safe.
Designated Runner comes on to run at first base	
Batter FOUR (4)	called strike, ball, (3) steals on the pitch. The catcher's throw is wild and (3) goes around to 3rd base. Ball Hits to first baseman who step on 1st base <u>OUT</u> .
7th inning	
Batter FIVE (5)	Slaps the ball hard into the ground. By the time third baseman can make a play the batter-baserunner is already at 1st base.
Batter SIX (6)	ball, swung at strike Bunts just in front of the plate. The catcher's throw hits the batter-baserunner in the back. (5) goes around to 3rd.
Batter SEVEN (7)	called strike, ball, Hits to the third baseman who fakes a throw to first then tags the lead runner <u>OUT</u> .
Batter EIGHT (8)	ball, ball, foul ball (RF) Hits an infield fly which is dropped by the third baseman <u>OUT</u> . Runners don't advance.
Batter NINE: (9)	called strike, ball, swung strike, ball, foul (LF), called strike <u>OUT</u> .
8th inning The scores are tied.	
SUBSTITUTIONS In the top of the inning the Designated Player comes on to pitch for the Grey Sox and Nelson re-enters. (McKenna returns to right field.)	
Designated Runner comes on to run at second base	
Batter ONE (1)	Shapes to bunt, but then slaps the ball over 3rd base.
Batter TWO (2)	ball (1) jogs down to 2nd. The catcher throws to 3rd. Both runners are safe. The catcher stands up and indicates to the umpire that he wants to put Batter TWO onto 1 st Base.
Batter THREE (3)	ball, called strike, foul ball (1B) Hits to 2nd base who throws home <u>OUT</u> .
SUBSTITUTION For Grey Sox, Abbott replaces Shaw.	
Batter FOUR (4)	Hits a shallow fly ball just short of the left-fielder. Shortstop running back makes a great catch <u>OUT</u> and throws home where (3) is called safe in a close play.
Game Over	